



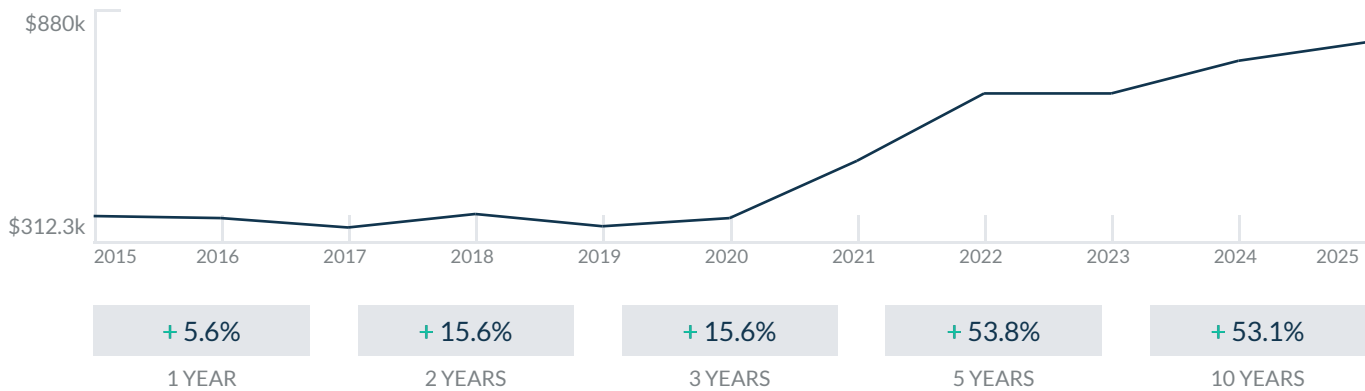
**Bay House**  
600 NE 27th St  
Miami, FL 33137

Every month we compile this comprehensive market report focus on Bay House in this convenient and easy to read format. Our datas comes from more than six different sources including MLS Associations, County Offices and Financial Institutions. Get this report for free every month on our website [bayhousecondosforsale.com](https://bayhousecondosforsale.com).

**Property Stats**

POSTAL CODE 33137

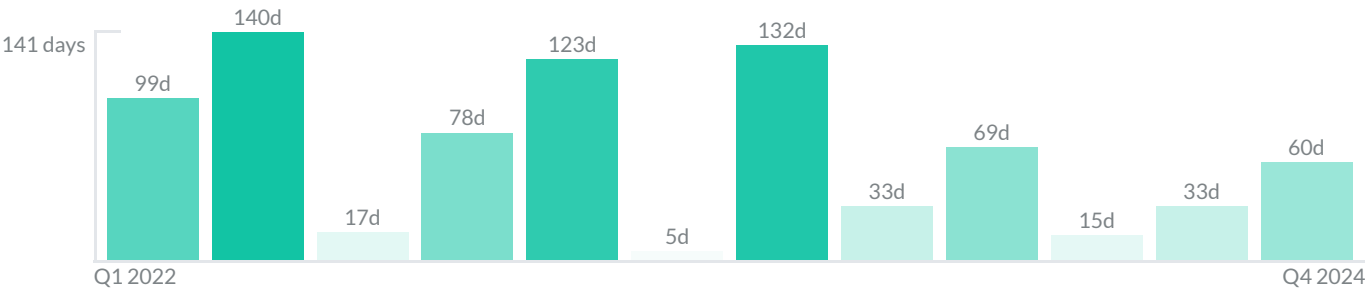
The property stats graph represents the median price evolution since ten years in your postal code area.



**Similar Properties**

DAYS ON THE MARKET

Everyday 3 months we monitor how many days it takes for similar properties to be sold. This is also a good indicator to know when to buy or sale!

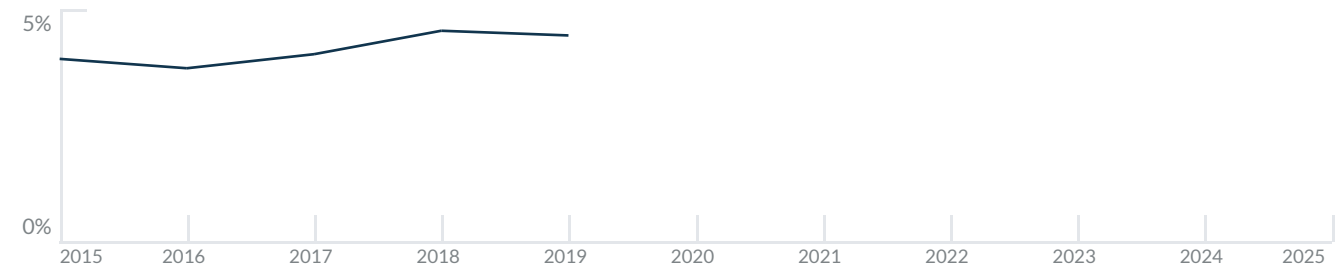


# Mortgage Rates

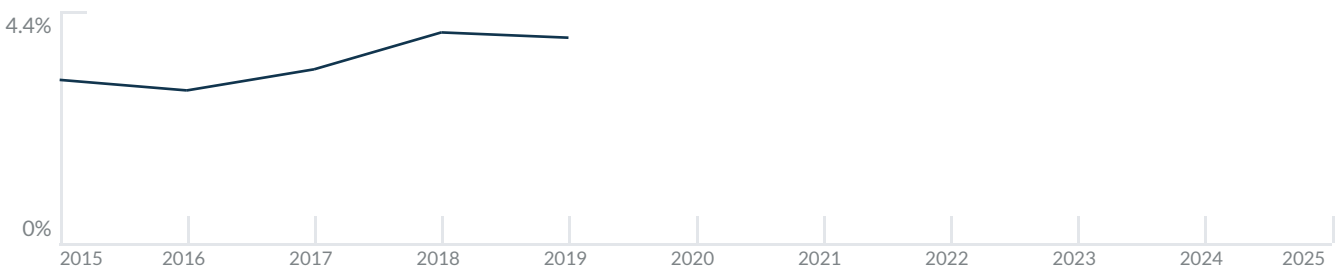
PER YEAR

Understanding mortgage economics is important when you want to buy with a loan. Below is the historical yearly average mortgage rates in the Unites States retrieved from Freddie Mac©

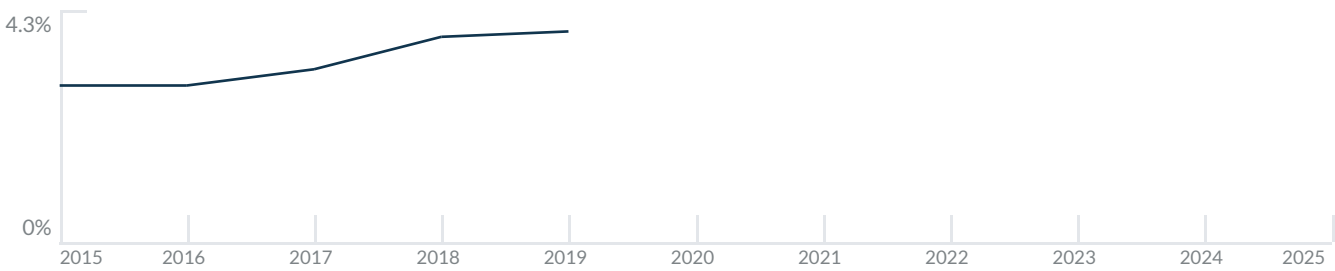
30 YEARS FIXED    4.4%



15 YEARS FIXED    3.9%



5/1-YEAR ADJUSTABLE    3.9%



# Schools

CLOSEST

Having good schools nearby is important if you have kids or plan to rent or sell your home. Ratings are retrieved from the leading independent and nonprofit GreatSchools©

ELEMENTARY SCHOOL	MIDDLE SCHOOL	HIGH SCHOOL
School For Advanced Studies Wilson	De Hostos Youth Leadership Charter School	Artistic Senior High School
10/10	1/10	10/10

# Insights

IN BAY HOUSE

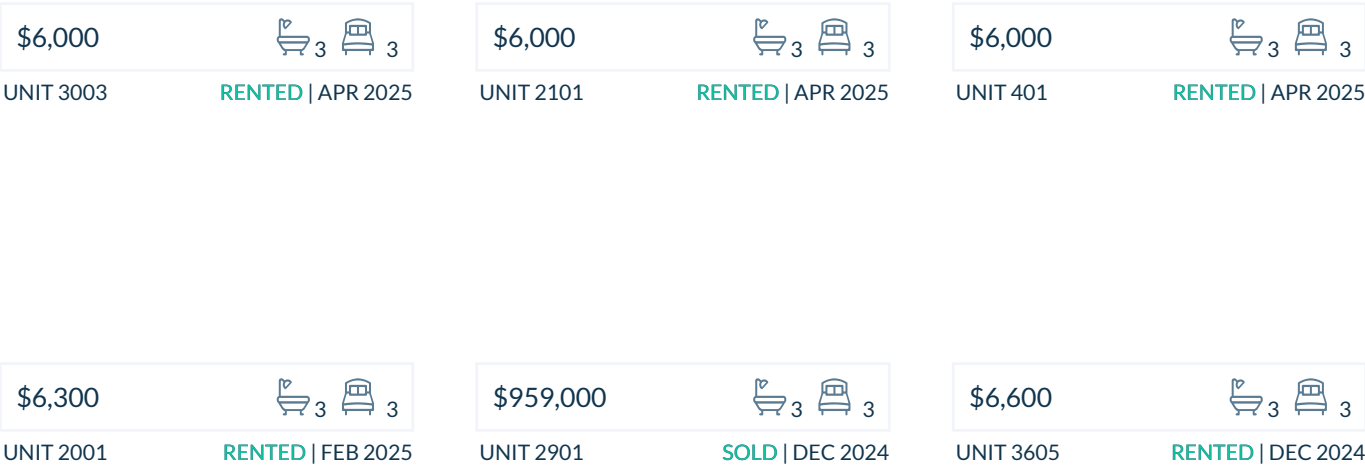
Below the average listing prices of available unit per property type.



# Activity

SOLD OR RENTED

Below the latest transactions reported by the local MLS Association for Bay House



# Sold

LAST 20 PROPERTIES SOLD IN BAY HOUSE

Unit	Price	Beds/Baths	\$/Sqft	Sqft	Buying Date	Days on Market
2901	\$959,000	3/3	\$619.9	1,547	Dec 2024	60
3104	\$899,000	3/3	\$567.6	1,584	Aug 2024	33
2002	\$895,000	3/3	\$623.7	1,435	Jun 2024	2
2104	\$875,000	3/3	\$611.0	1,432	Jun 2024	31
2703	\$895,000	3/3	\$583.1	1,535	Apr 2024	13
2905	\$979,000	3/3	\$650.5	1,505	Feb 2024	110
805	\$800,000	3/3	\$531.6	1,505	Jan 2024	65
1404	\$849,000	3/3	\$592.9	1,432	Jan 2024	33
PH3	\$2,500,000	6/7	\$788.4	3,171	Dec 2023	49
2904	\$895,000	3/3	\$625.0	1,432	Nov 2023	24
2301	\$960,000	3/3	\$620.6	1,547	Oct 2023	16
2801	\$979,000	3/3	\$632.8	1,547	Oct 2023	43
1802	\$805,000	3/3	\$561.0	1,435	Jul 2023	132
2402	\$895,000	3/3	\$623.7	1,435	May 2023	5
3302	\$899,000	3/3	\$626.5	1,435	Mar 2023	15
3401	\$1,050,000	2/3	\$678.7	1,547	Mar 2023	99
1102	\$740,000	3/3	\$515.7	1,435	Mar 2023	9
3104	\$895,000	3/3	\$625.0	1,432	Mar 2023	250
3601	\$924,900	3/3	\$597.9	1,547	Feb 2023	183
TH103	\$999,000	3/3	\$442.0	2,260	Feb 2023	179

# Rented

LAST 20 PROPERTIES RENTED IN BAY HOUSE

Unit	Price	Beds/Baths	\$/Sqft	Sqft	Rented Date	Days on Market
3003	\$6,000	3/3	\$3.9	1,535	Apr 2025	11
2101	\$6,000	3/3	\$3.9	1,547	Apr 2025	178
401	\$6,000	3/3	\$3.4	1,749	Apr 2025	47
2001	\$6,300	3/3	\$4.1	1,547	Feb 2025	12
3605	\$6,600	3/3	\$4.4	1,505	Dec 2024	22
3102	\$5,800	3/3	\$4.0	1,435	Nov 2024	90
2001	\$6,300	3/3	\$4.1	1,547	Nov 2024	151
1904	\$5,200	3/3	\$3.6	1,432	Oct 2024	31
703	\$6,000	3/3	\$3.9	1,535	Oct 2024	1
PH1	\$13,500	4/6	\$4.2	3,207	Sep 2024	71
2304	\$5,850	3/3	\$3.7	1,584	Jul 2024	36
1504	\$5,600	3/3	\$3.9	1,432	Jun 2024	84
1103	\$5,200	3/3	\$3.4	1,535	May 2024	31
3203	\$6,350	3/3	\$4.1	1,535	May 2024	15
802	\$5,500	3/3	\$3.8	1,435	May 2024	49
3002	\$5,500	3/3	\$3.8	1,435	May 2024	149
TH103	\$7,900	3/3	\$5.4	1,452	Apr 2024	221
2205	\$5,500	3/3	\$3.7	1,505	Mar 2024	22
405	\$5,000	3/3	\$2.9	1,704	Mar 2024	167
2902	\$5,500	3/3	\$3.8	1,435	Mar 2024	38

# Currently Listed

ACTIVE LISTINGS 1/2

Unit	Price	Beds/Baths	\$/Sqft	Sqft	Listing Date	Owner
PH1	\$2,800,000	4/6	\$873.1	3207	Jun 2024	N/A
102	\$1,175,000	4/4	\$809.2	1452	Mar 2024	SEEMA TREH...
701	\$825,000	3/3	\$533.3	1547	Mar 2025	GETULIO G D...
705	\$845,000	3/3	\$561.5	1505	Apr 2025	STEPHAN WU...
803	\$850,000	3/3	\$516.4	1646	Apr 2025	ANIL LAL MAR...
805	\$5,700/mth	3/3	\$3.8	1505	Mar 2024	ALEXANDRE...
805	\$5,250/mth	2/3	\$3.5	1505	Mar 2025	ALEXANDRE...
1005	\$880,000	3/3	\$584.7	1505	Apr 2025	SHANTAL BEL...
1102	\$925,000	3/3	\$644.6	1435	Apr 2025	
1405	\$920,000	3/3	\$611.3	1505	Jan 2025	AOLI CORP A...
1502	\$5,950/mth	3/3	\$4.1	1435	Apr 2025	ILIANA F IAN...
1901	\$6,500/mth	3/3	\$4.2	1547	Apr 2025	
2101	\$6,200/mth	3/3	\$4.0	1547	Aug 2024	HELIO B DINIZ
2103	\$6,600/mth	3/3	\$4.3	1535	Apr 2025	MARIBEL SAR...
2103	\$977,000	3/3	\$636.5	1535	Apr 2025	MARIBEL SAR...
2104	\$839,000	3/3	\$585.9	1432	Mar 2025	LUIS G RODRI...
2105	\$949,000	3/3	\$630.6	1505	Mar 2025	JAMES G BRO...
2302	\$879,000	3/3	\$612.5	1435	Apr 2025	PATRICIO DA...
2304	\$845,000	3/3	\$533.5	1584	Oct 2024	N/A
2505	\$875,000	3/3	\$581.4	1505	Apr 2025	

# Currently Listed

ACTIVE LISTINGS 2/2

Unit	Price	Beds/Baths	\$/Sqft	Sqft	Listing Date	Owner
2505	\$6,500/mth	3/3	\$4.3	1505	Apr 2025	
2603	\$975,000	3/3	N/A	N/A	Apr 2025	MANUEL PER...
2605	\$6,500/mth	3/3	\$4.3	1505	Apr 2024	KANAYO H O...
2605	\$6,500/mth	3/3	\$4.3	1505	Jan 2025	KANAYO H O...
2605	\$6,500/mth	3/3	\$4.3	1505	Feb 2025	KANAYO H O...
2702	\$850,000	3/3	\$593.6	1432	Jun 2024	ABELARDO R...
3003	\$6,500/mth	3/3	\$4.2	1535	Aug 2024	RAFAEL CARB...