



Bay House
600 NE 27th St
Miami, FL 33137

Every month we compile this comprehensive market report focus on Bay House in this convenient and easy to read format. Our datas comes from more than six different sources including MLS Associations, County Offices and Financial Institutions. Get this report for free every month on our website bayhousecondosforsale.com.

Property Stats

POSTAL CODE 33137

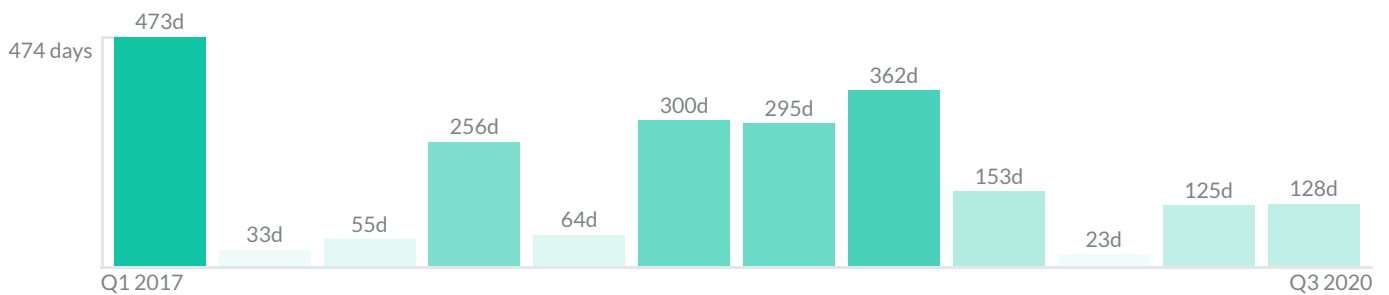
The property stats graph represents the median price evolution since ten years in your postal code area.



Similar Properties

DAYS ON THE MARKET

Everyday 3 months we monitor how many days it takes for similar properties to be sold. This is also a good indicator to know when to buy or sale!



Mortgage Rates

PER YEAR

Understanding mortgage economics is important when you want to buy with a loan. Below is the historical yearly average mortgage rates in the Unites States retrieved from Freddie Mac©

30 YEARS FIXED 4.4%



15 YEARS FIXED 3.9%



5/1-YEAR ADJUSTABLE 3.9%



Schools

CLOSEST

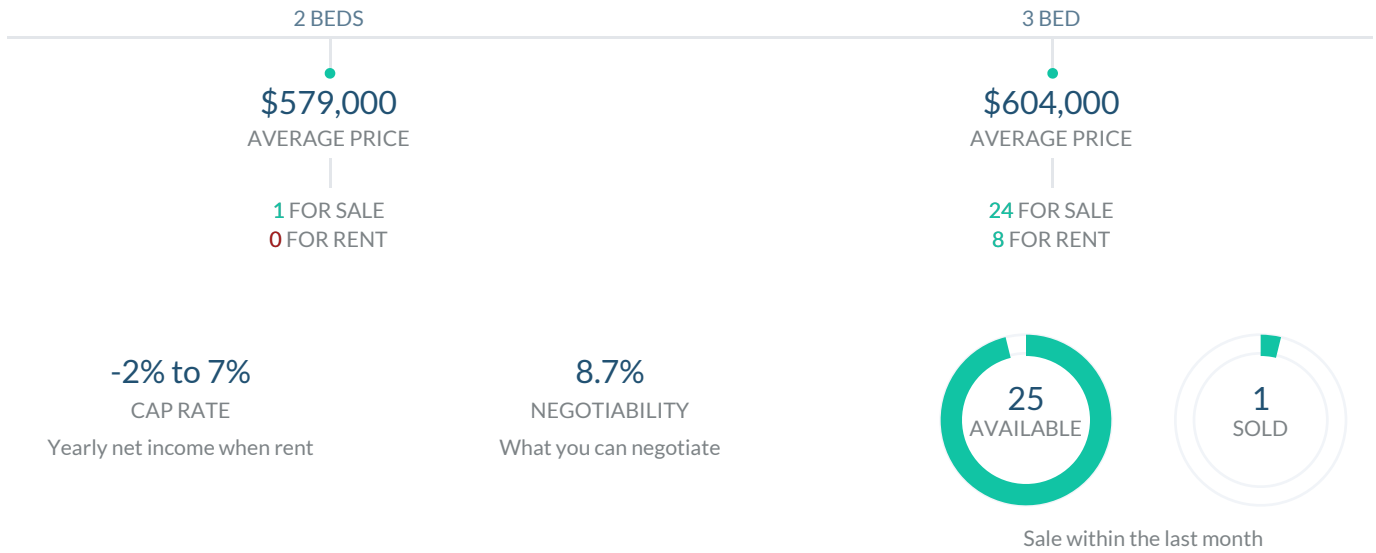
Having good schools nearby is important if you have kids or plan to rent or sell your home. Ratings are retrieved from the leading independent and nonprofit GreatSchools©

ELEMENTARY SCHOOL	MIDDLE SCHOOL	HIGH SCHOOL
School For Advanced Studies in Music	De Hostos Youth Leadership Charter School	Artistic Culture Senior High School
10/10	1/10	10/10

Insights

IN BAY HOUSE

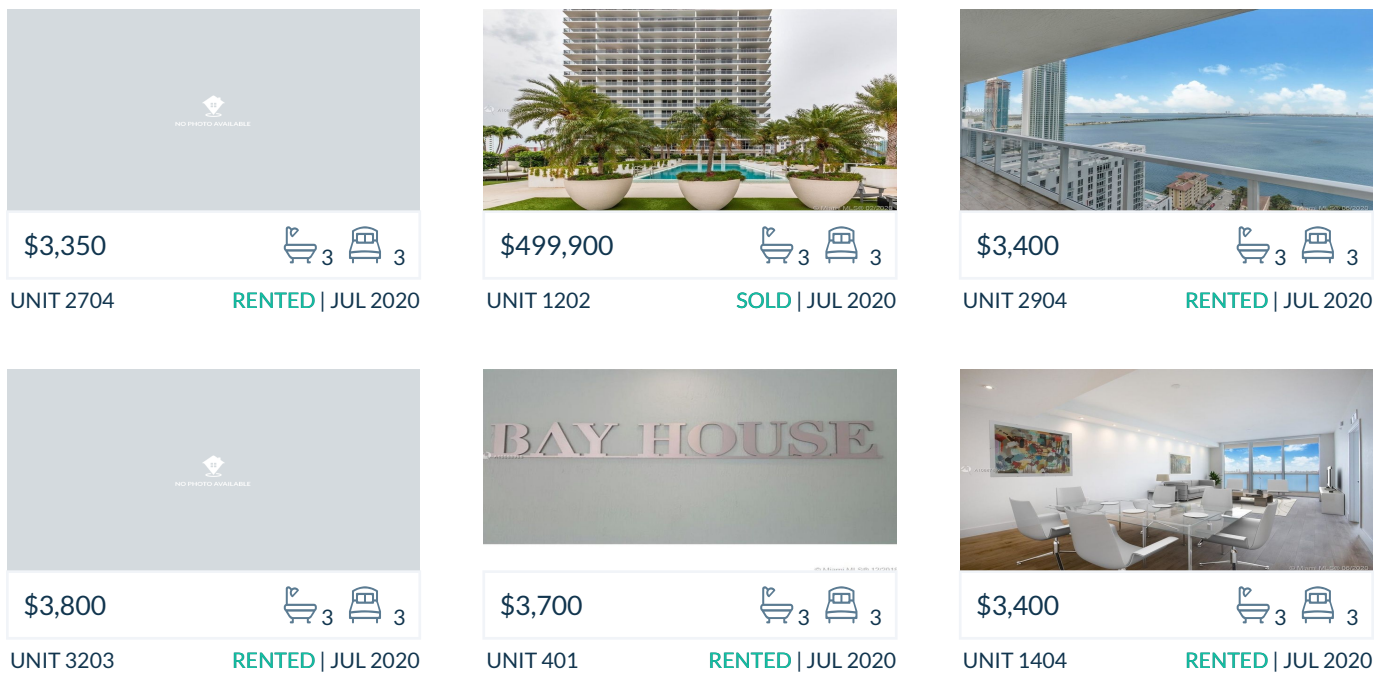
Below the average listing prices of available unit per property type.



Activity

SOLD OR RENTED

Below the latest transactions reported by the local MLS Association for Bay House



Sold

LAST 20 PROPERTIES SOLD IN BAY HOUSE

Unit	Price	Beds/Baths	\$/Sqft	Sqft	Buying Date	Days on Market
1202	\$499,900	3/3	\$348.4	1,435	Jul 2020	128
903	\$440,000	3/3	\$286.6	1,535	Jun 2020	133
2503	\$565,000	3/3	\$368.1	1,535	Jun 2020	116
2403	\$529,000	3/3	\$344.6	1,535	Feb 2020	13
2902	\$3,550	3/3	\$2.5	1,435	Feb 2020	32
TH-102	\$759,900	4/4	\$292.3	2,600	Dec 2019	79
1603	\$565,000	3/3	\$368.1	1,535	Nov 2019	227
2705	\$657,900	3/3	\$393.0	1,674	Sep 2019	88
2202	\$589,000	3/3	\$410.5	1,435	Sep 2019	635
2605	\$625,000	3/3	\$373.4	1,674	Feb 2019	301
103	\$479,000	3/3	\$217.2	2,205	Feb 2019	289
2703	\$640,000	3/3	\$388.8	1,646	Nov 2018	300
2703	\$640,000	3/3	\$388.8	1,646	Nov 2018	300
1702	\$590,000	3/3	\$373.2	1,581	Jul 2018	64
702	\$595,000	3/3	\$376.3	1,581	May 2018	389
PH3	\$2,500,000	5/6	\$781.3	3,200	May 2018	123
405	\$619,999	3/3	\$363.8	1,704	Mar 2018	98
803	\$585,000	3/3	\$355.4	1,646	Jan 2018	11
2803	\$590,000	2/3	\$384.4	1,535	Dec 2017	33
2102	\$720,000	3/3	\$449.7	1,601	Mar 2017	614

Rented

LAST 20 PROPERTIES RENTED IN BAY HOUSE

Unit	Price	Beds/Baths	\$/Sqft	Sqft	Rented Date	Days on Market
2704	\$3,350	3/3	\$2.3	1,432	Jul 2020	111
2904	\$3,400	3/3	\$2.4	1,432	Jul 2020	23
3203	\$3,800	3/3	\$2.5	1,535	Jul 2020	55
401	\$3,700	3/3	\$2.1	1,749	Jul 2020	547
1404	\$3,400	3/3	\$2.4	1,432	Jul 2020	37
2305	\$3,800	3/3	\$2.3	1,677	Jun 2020	147
1503	\$3,600	3/3	\$2.3	1,535	May 2020	177
1705	\$3,700	3/3	\$2.5	1,505	Feb 2020	17
LPH2	\$3,700	3/3	\$2.6	1,435	Feb 2020	120
904	\$3,450	3/3	\$2.4	1,432	Jan 2020	210
2703	\$3,800	3/3	\$2.5	1,535	Jan 2020	20
2205	\$3,900	3/3	\$2.6	1,505	Dec 2019	104
701	\$3,700	3/3	\$2.4	1,547	Nov 2019	65
3001	\$4,000	3/3	\$2.6	1,547	Nov 2019	120
1602	\$3,900	3/3	\$2.5	1,581	Nov 2019	30
LPH5	\$4,700	3/3	\$3.1	1,505	Nov 2019	60
2702	\$3,600	3/3	\$2.2	1,601	Nov 2019	91
PH1	\$13,500	4/6	\$4.8	2,832	Oct 2019	292
1003	\$3,500	3/3	\$2.3	1,535	Oct 2019	78
1803	\$3,675	3/3	\$2.4	1,535	Sep 2019	28

Currently Listed

ACTIVE LISTINGS 1/2

Unit	Price	Beds/Baths	\$/Sqft	Sqft	Listing Date	Owner
LPH5	\$4,400/mth	3/3	\$2.9	1505	Jul 2020	SEAN M ZAH...
LPH2	\$3,700/mth	3/3	\$2.6	1435	Jul 2020	MLEASAGE LL...
604	\$579,000	2/2	\$495.7	1168	Feb 2020	ROSA BARRIO...
703	\$524,900	3/3	\$342.0	1535	Jul 2020	
803	\$601,500	3/3	\$391.9	1535	Feb 2020	ANIL LAL MAR...
1004	\$489,900	3/3	\$342.1	1432	Mar 2020	ANDRES ABADI
1004	\$489,900	3/3	N/A	N/A	Jun 2020	N/A
1201	\$519,000	3/3	\$335.5	1547	Jul 2020	
1502	\$539,000	3/3	\$375.6	1435	Feb 2020	ILIANA F IAN...
1503	\$650,000	3/3	\$423.5	1535	Jul 2020	NEILCO TRA...
1505	\$525,000	3/3	\$348.8	1505	Jul 2020	WILLIAM T FI...
1702	\$523,800	3/3	\$365.0	1435	Jul 2020	PATRICIA MA...
1703	\$740,000	3/3	\$449.6	1646	Jul 2020	
1704	\$3,600/mth	3/3	\$2.5	1432	Jul 2020	MOSSEL BAY...
1704	\$560,000	3/3	\$391.1	1432	Jul 2020	MOSSEL BAY...
1802	\$3,700/mth	3/3	\$2.3	1601	Jul 2020	N/A
2003	\$555,500	3/3	\$361.9	1535	Jul 2020	ENRICO TRAV...
2103	\$785,000	3/3	\$511.4	1535	Jun 2020	MARIBEL SAR...
2201	\$699,000	3/3	\$451.8	1547	Jul 2020	KETEVAN VLA...
2202	\$579,000	3/3	\$403.5	1435	Jul 2020	MICHAEL DES...

Currently Listed

ACTIVE LISTINGS 2/2

Unit	Price	Beds/Baths	\$/Sqft	Sqft	Listing Date	Owner
2202	\$3,700/mth	3/3	\$2.6	1435	Jul 2020	MICHAEL DES...
2601	\$589,900	3/3	\$381.3	1547	Jun 2020	N/A
2601	\$589,000	3/3	\$380.7	1547	Jul 2020	ANTONIO, JU...
2802	\$580,000	3/3	\$404.2	1435	Jun 2020	N/A
2802	\$580,000	3/3	\$404.2	1435	Jul 2020	N/A
2901	\$3,900/mth	3/3	\$2.5	1547	Jun 2020	BRUMAS GLO...
2901	\$650,000	3/3	\$420.2	1547	Jul 2020	BRUMAS GLO...
3004	\$620,000	3/3	\$433.0	1432	Jul 2020	LUIS M VILLA
3004	\$3,500/mth	3/3	\$2.4	1432	Jun 2020	LUIS M VILLA
3005	\$645,000	3/3	\$428.6	1505	Jul 2020	
3203	\$680,000	3/3	N/A	N/A	Jul 2020	PIERRE CHAR...
3601	\$778,800	3/3	\$503.4	1547	Feb 2020	ANA W RODR...
3603	\$3,800/mth	3/3	\$2.5	1535	Jun 2020	N/A