



**Bay House**  
600 NE 27th St  
Miami, FL 33137

Every month we compile this comprehensive market report focus on Bay House in this convenient and easy to read format. Our datas comes from more than six different sources including MLS Associations, County Offices and Financial Institutions. Get this report for free every month on our website [bayhousecondosforsale.com](http://bayhousecondosforsale.com).

**Property Stats**

POSTAL CODE 33137

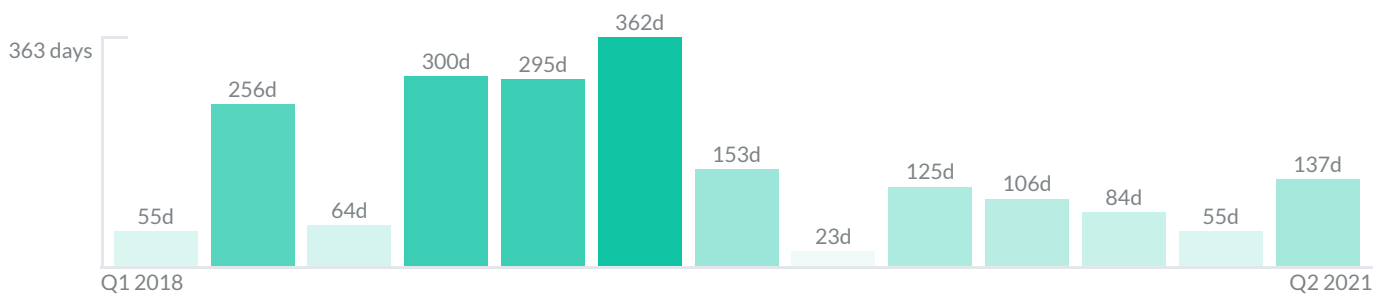
The property stats graph represents the median price evolution since ten years in your postal code area.



**Similar Properties**

DAYS ON THE MARKET

Everyday 3 months we monitor how many days it takes for similar properties to be sold. This is also a good indicator to know when to buy or sale!



# Mortgage Rates

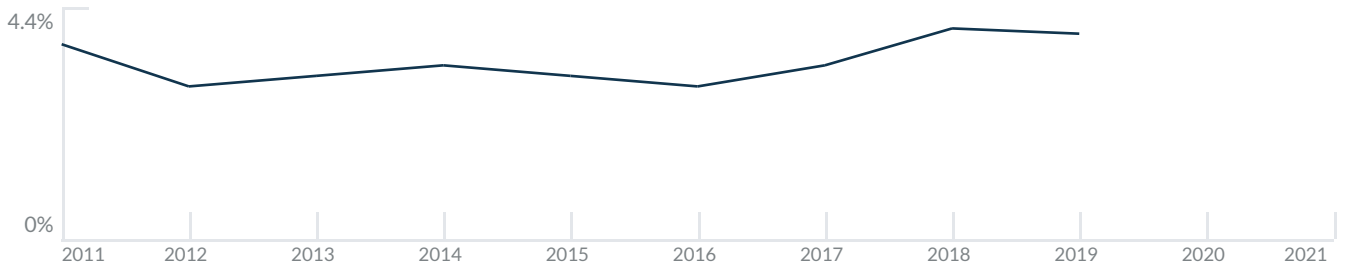
PER YEAR

Understanding mortgage economics is important when you want to buy with a loan. Below is the historical yearly average mortgage rates in the Unites States retrieved from Freddie Mac©

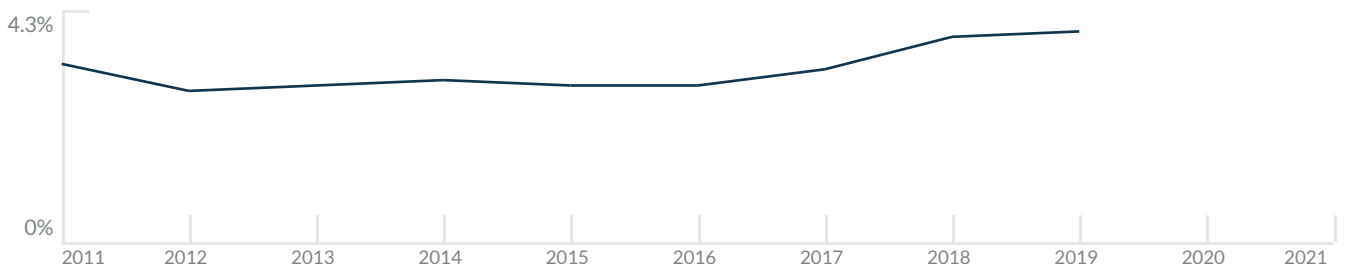
30 YEARS FIXED 4.4%



15 YEARS FIXED 3.9%



5/1-YEAR ADJUSTABLE 3.9%



# Schools

CLOSEST

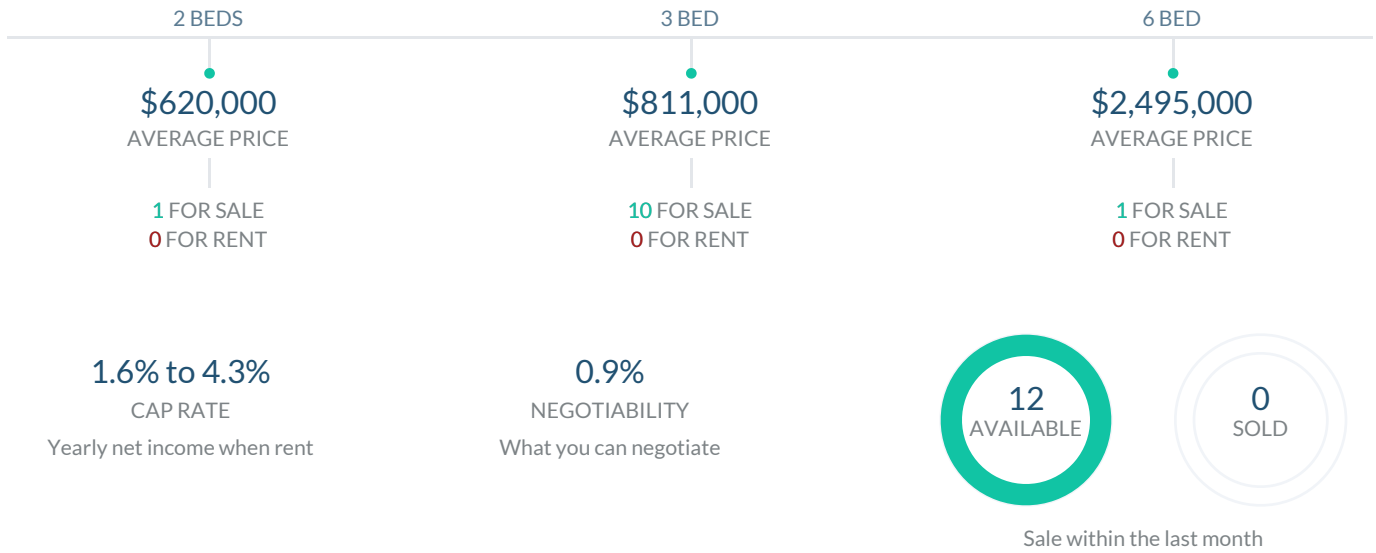
Having good schools nearby is important if you have kids or plan to rent or sell your home. Ratings are retrieved from the leading independent and nonprofit GreatSchools©

ELEMENTARY SCHOOL	MIDDLE SCHOOL	HIGH SCHOOL
School For Advanced Studies in Math	De Hostos Youth Leadership Charter School	Artistic Culture Senior High School
10/10	1/10	10/10

# Insights

IN BAY HOUSE

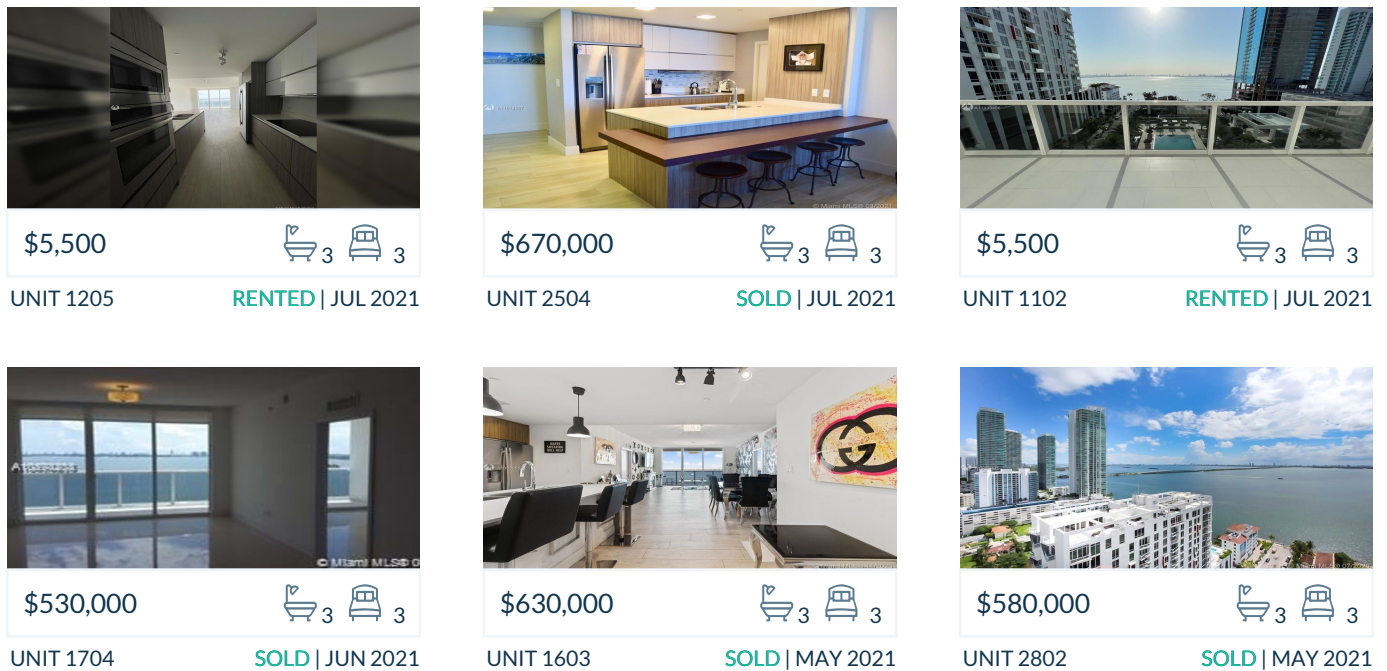
Below the average listing prices of available unit per property type.



# Activity

SOLD OR RENTED

Below the latest transactions reported by the local MLS Association for Bay House



## Sold

LAST 20 PROPERTIES SOLD IN BAY HOUSE

Unit	Price	Beds/Baths	\$/Sqft	Sqft	Buying Date	Days on Market
2504	\$670,000	3/3	\$467.9	1,432	Jun 2021	64
1704	\$530,000	3/3	\$370.1	1,432	May 2021	243
1603	\$630,000	3/3	\$410.4	1,535	May 2021	131
2802	\$580,000	3/3	\$404.2	1,435	May 2021	231
1803	\$565,000	3/3	\$368.1	1,535	Apr 2021	16
2005	\$620,000	3/3	\$412.0	1,505	Mar 2021	19
2601	\$639,000	3/3	\$413.1	1,547	Mar 2021	21
1905	\$575,000	3/3	\$382.1	1,505	Feb 2021	126
1702	\$523,800	3/3	\$365.0	1,435	Nov 2020	71
2901	\$650,000	3/3	\$420.2	1,547	Nov 2020	96
1505	\$525,000	3/3	\$348.8	1,505	Aug 2020	154
3005	\$645,000	3/3	\$428.6	1,505	Aug 2020	35
1202	\$499,900	3/3	\$348.4	1,435	Jul 2020	128
903	\$440,000	3/3	\$286.6	1,535	Jun 2020	133
2503	\$565,000	3/3	\$368.1	1,535	Jun 2020	116
2403	\$529,000	3/3	\$344.6	1,535	Feb 2020	13
2902	\$3,550	3/3	\$2.5	1,435	Feb 2020	32
TH-102	\$759,900	4/4	\$292.3	2,600	Dec 2019	79
1603	\$565,000	3/3	\$368.1	1,535	Nov 2019	227
2705	\$657,900	3/3	\$393.0	1,674	Sep 2019	88

## Rented

LAST 20 PROPERTIES RENTED IN BAY HOUSE

Unit	Price	Beds/Baths	\$/Sqft	Sqft	Rented Date	Days on Market
1205	\$5,500	3/3	\$3.7	1,505	Jul 2021	19
1102	\$5,500	3/3	\$3.8	1,435	Jun 2021	21
1503	\$4,500	3/3	\$2.9	1,535	Apr 2021	16
3104	\$3,500	3/3	N/A	N/A	Mar 2021	32
1103	\$3,475	3/3	\$2.3	1,535	Mar 2021	10
902	\$3,500	3/3	\$2.4	1,435	Feb 2021	86
1802	\$3,700	3/3	\$2.3	1,601	Feb 2021	1
2205	\$3,790	3/3	\$2.5	1,505	Feb 2021	41
3004	\$3,700	3/3	\$2.6	1,432	Feb 2021	11
3502	\$3,750	3/3	\$2.6	1,435	Feb 2021	14
1405	\$3,700	3/3	\$2.5	1,505	Jan 2021	16
2101	\$3,900	3/3	\$2.5	1,547	Jan 2021	4
701	\$3,800	3/3	\$2.5	1,547	Jan 2021	23
2401	\$3,900	3/3	\$2.5	1,547	Jan 2021	25
3201	\$4,500	2/3	\$2.9	1,547	Dec 2020	21
802	\$3,600	3/3	\$2.5	1,435	Nov 2020	98
2805	\$3,700	3/3	\$2.2	1,677	Oct 2020	39
2003	\$3,690	3/3	\$2.4	1,535	Sep 2020	13
LPH2	\$3,700	3/3	\$2.6	1,435	Sep 2020	9
2905	\$3,500	3/3	\$2.3	1,505	Aug 2020	35

## Currently Listed

---

ACTIVE LISTINGS 1/1

Unit	Price	Beds/Baths	\$/Sqft	Sqft	Listing Date	Owner
PH3	\$2,495,000	6/7	\$893.6	2792	Jul 2021	MICHAEL FEL...
604	\$620,000	2/2	\$530.8	1168	Jul 2021	ROSA BARRIO...
1101	\$799,000	3/3	\$516.5	1547	Jul 2021	YEITTER JULV...
1405	\$750,000	3/3	\$498.3	1505	Jul 2021	AOLI CORP A...
1503	\$800,000	3/3	\$521.2	1535	Jul 2021	NEILCO TRA...
1703	\$765,000	3/3	\$498.4	1535	Jul 2021	
1705	\$750,000	3/3	\$498.3	1505	Jul 2021	
2305	\$900,000	3/3	\$598.0	1505	Jul 2021	GERMAN E R...
2603	\$807,689	3/3	\$526.2	1535	Jul 2021	MANUEL PER...
2705	\$875,000	3/3	\$581.4	1505	Jul 2021	RANDOLFO R...
3105	\$799,999	3/3	\$531.6	1505	Jul 2021	LUCIANA F VI...
3302	\$859,000	3/3	\$598.6	1435	Jul 2021	RUI CRUZ CO...