



Bay House

600 NE 27th St
Miami, FL 33137

Every month we compile this comprehensive market report focus on Bay House in this convenient and easy to read format. Our datas comes from more than six different sources including MLS Associations, County Offices and Financial Institutions. Get this report for free every month on our website bayhousecondosforsale.com.

Property Stats

POSTAL CODE 33137

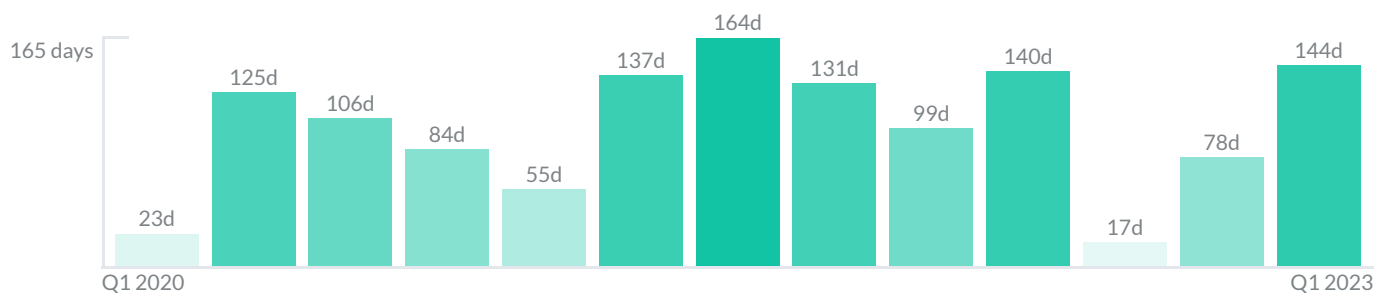
The property stats graph represents the median price evolution since ten years in your postal code area.



Similar Properties

DAYS ON THE MARKET

Everyday 3 months we monitor how many days it takes for similar properties to be sold. This is also a good indicator to know when to buy or sale!

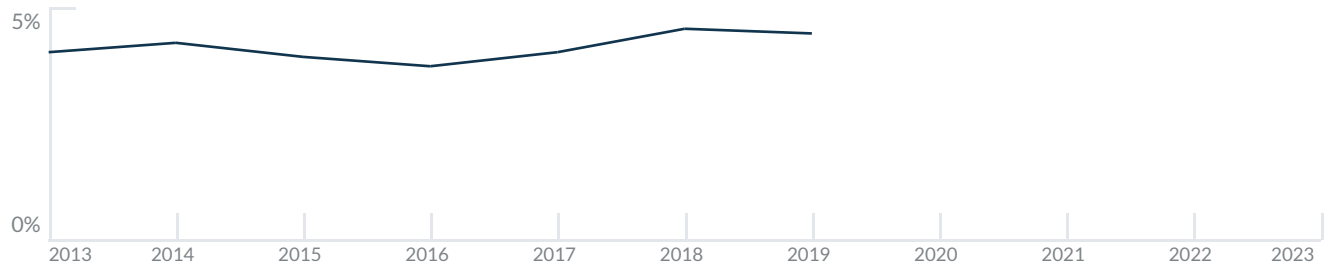


Mortgage Rates

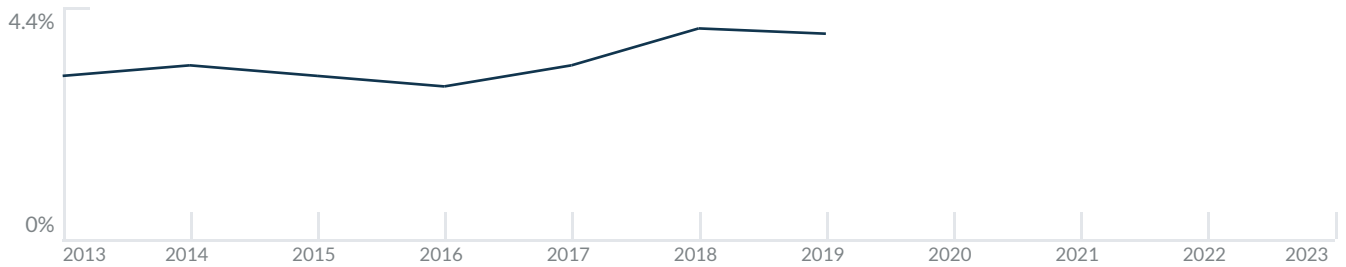
PER YEAR

Understanding mortgage economics is important when you want to buy with a loan. Below is the historical yearly average mortgage rates in the Unites States retrieved from Freddie Mac©

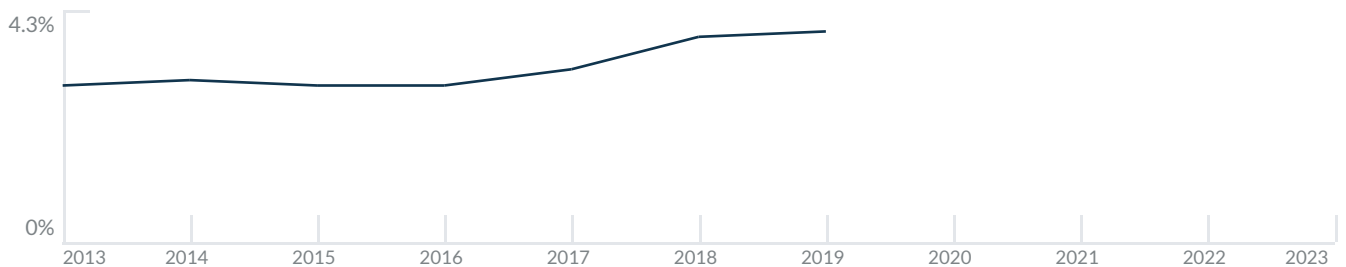
30 YEARS FIXED 4.4%



15 YEARS FIXED 3.9%



5/1-YEAR ADJUSTABLE 3.9%



Schools

CLOSEST

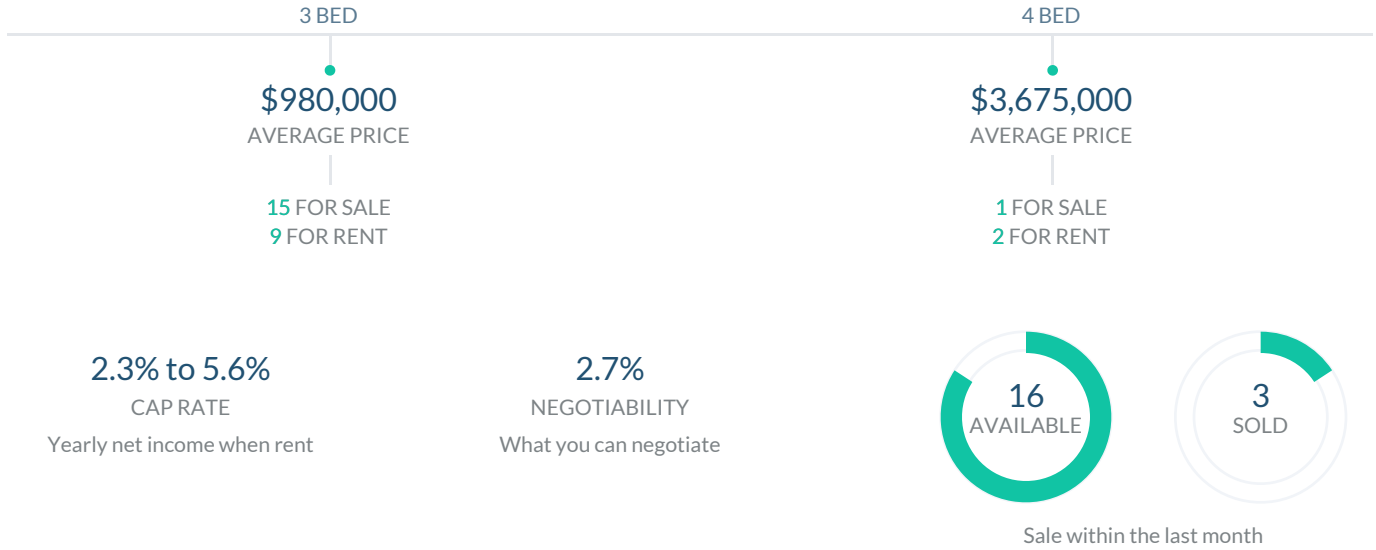
Having good schools nearby is important if you have kids or plan to rent or sell your home. Ratings are retrieved from the leading independent and nonprofit GreatSchools©

ELEMENTARY SCHOOL	MIDDLE SCHOOL	HIGH SCHOOL
School For Advanced Studies in Math	De Hostos Youth Leadership Charter School	Art and Culture Senior High School
10/10	1/10	10/10

Insights

IN BAY HOUSE

Below the average listing prices of available unit per property type.



Activity

SOLD OR RENTED

Below the latest transactions reported by the local MLS Association for Bay House

\$1,050,000 UNIT 3401 SOLD MAR 2023 3 Bath 2 Bed	\$740,000 UNIT 1102 SOLD MAR 2023 3 Bath 3 Bed	\$6,000 UNIT 3003 RENTED MAR 2023 3 Bath 3 Bed
\$895,000 UNIT 3104 SOLD MAR 2023 3 Bath 3 Bed	\$924,900 UNIT 3601 SOLD MAR 2023 3 Bath 3 Bed	\$999,000 UNIT TH103 SOLD MAR 2023 3 Bath 3 Bed

Sold

LAST 20 PROPERTIES SOLD IN BAY HOUSE

Unit	Price	Beds/Baths	\$/Sqft	Sqft	Buying Date	Days on Market
3401	\$1,050,000	2/3	\$678.7	1,547	Mar 2023	99
1102	\$740,000	3/3	\$515.7	1,435	Mar 2023	9
3104	\$895,000	3/3	\$625.0	1,432	Mar 2023	250
3601	\$924,900	3/3	\$597.9	1,547	Feb 2023	183
TH103	\$999,000	3/3	\$442.0	2,260	Feb 2023	179
LPH1	\$985,000	3/3	\$636.7	1,547	Dec 2022	21
1104	\$699,000	3/3	\$488.1	1,432	Dec 2022	134
2804	\$798,000	3/3	\$557.3	1,432	Aug 2022	17
2003	\$795,000	3/3	\$517.9	1,535	May 2022	7
1503	\$800,000	3/3	\$521.2	1,535	Apr 2022	273
701	\$750,000	3/3	\$484.8	1,547	Mar 2022	101
3105	\$849,000	3/3	\$564.1	1,505	Feb 2022	165
1105	\$730,000	3/3	\$485.0	1,505	Feb 2022	48
1405	\$750,000	3/3	\$498.3	1,505	Jan 2022	77
604	\$620,000	2/2	\$530.8	1,168	Jan 2022	104
2501	\$779,000	3/3	\$503.6	1,547	Dec 2021	52
1101	\$759,000	3/3	\$490.6	1,547	Dec 2021	154
2701	\$900,000	3/3	\$581.8	1,547	Dec 2021	35
LPH5	\$800,000	3/3	\$531.6	1,505	Dec 2021	3
2603	\$800,000	3/3	\$521.2	1,535	Nov 2021	112

Rented

LAST 20 PROPERTIES RENTED IN BAY HOUSE

Unit	Price	Beds/Baths	\$/Sqft	Sqft	Rented Date	Days on Market
3003	\$6,000	3/3	\$3.9	1,535	Mar 2023	134
2401	\$6,500	3/3	\$4.2	1,547	Feb 2023	31
2001	\$5,900	3/3	\$3.8	1,547	Jan 2023	28
2202	\$5,900	3/3	\$4.1	1,435	Jan 2023	70
2705	\$6,500	3/3	\$4.3	1,505	Sep 2022	105
2904	\$5,500	3/3	\$3.8	1,432	Sep 2022	37
2104	\$5,600	3/3	\$3.9	1,432	Sep 2022	34
3605	\$6,800	3/3	\$4.5	1,505	Aug 2022	41
3603	\$6,400	3/3	\$4.2	1,535	Aug 2022	15
LPH2	\$6,000	3/3	\$4.2	1,435	Jul 2022	8
1703	\$6,000	3/3	\$3.9	1,535	Jun 2022	9
1802	\$6,000	3/3	\$4.2	1,435	Jun 2022	7
904	\$5,400	3/3	\$3.8	1,432	Apr 2022	30
1004	\$5,700	3/3	\$4.0	1,432	Apr 2022	158
2101	\$6,500	3/3	\$4.2	1,547	Jan 2022	78
1504	\$5,700	3/3	\$4.0	1,432	Dec 2021	16
2305	\$5,600	3/3	\$3.7	1,505	Dec 2021	12
3204	\$5,600	3/3	\$3.9	1,432	Nov 2021	25
3401	\$8,000	2/3	\$5.2	1,547	Nov 2021	26
1404	\$5,000	3/3	\$3.5	1,432	Jul 2021	6

Currently Listed

ACTIVE LISTINGS 1/2

Unit	Price	Beds/Baths	\$/Sqft	Sqft	Listing Date	Owner
TH103	\$1,249,000	3/3	\$552.7	2260	Nov 2022	DITTE VANGS...
TH - 1...	\$1,650,000	3/5	\$725.3	2275	Aug 2022	MAXIMILIAN...
LPH1	\$1,100,000	3/3	\$711.1	1547	Nov 2022	
TH101	\$8,500/mth	4/4	\$3.9	2200	Dec 2022	MONICA CRIS...
PH1	\$3,675,000	4/6	\$1,297.7	2832	Jan 2023	N/A
PH1	\$21,000/mth	4/6	\$7.4	2832	Mar 2023	N/A
902	\$5,500/mth	3/3	\$3.8	1435	Mar 2023	
1004	\$760,000	3/3	\$530.7	1432	Nov 2022	ANDRES ABADI
1204	\$724,000	3/3	\$505.6	1432	Jan 2023	N/A
1504	\$5,500/mth	3/3	\$3.8	1432	Mar 2023	N/A
1802	\$825,000	3/3	\$574.9	1435	Nov 2022	
1802	\$5,600/mth	3/3	\$3.9	1435	Mar 2023	
1802	\$815,000	3/3	\$567.9	1435	Mar 2023	
1805	\$6,500/mth	3/3	\$4.3	1505	Mar 2023	1805 BAYHO...
2104	\$850,000	3/3	\$593.6	1432	Nov 2022	LUIS G RODRI...
2605	\$6,900/mth	3/3	\$4.6	1505	Mar 2023	KANAYO H O...
2705	\$935,999	3/3	\$621.9	1505	Aug 2022	RANDOLFO R...
2904	\$835,000	3/3	\$583.1	1432	Nov 2022	ANNIE MAM...
3003	\$6,750/mth	3/3	\$4.4	1535	Dec 2022	RAFAEL CARB...
3104	\$5,600/mth	3/3	\$3.9	1432	Aug 2022	REFERENCE O...

Currently Listed

ACTIVE LISTINGS 2/2

Unit	Price	Beds/Baths	\$/Sqft	Sqft	Listing Date	Owner
3203	\$6,500/mth	3/3	\$4.2	1535	Feb 2023	PIERRE CHAR...
3302	\$855,000	3/3	\$595.8	1435	Nov 2022	RUI CRUZ CO...
3302	\$899,000	3/3	\$626.5	1435	Feb 2023	RUI CRUZ CO...
3403	\$900,000	3/3	\$586.3	1535	Aug 2022	MONICA VID...
3502	\$5,700/mth	3/3	\$4.0	1435	Mar 2023	FELIPE PINEIR...
3605	\$1,150,000	3/3	\$764.1	1505	Aug 2022	PETER MEMM...
3605	\$1,150,000	3/3	\$764.1	1505	Dec 2022	PETER MEMM...